

MANDALA

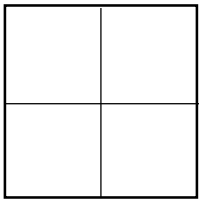
What is a Mandala?

A Mandala is a circular artwork containing repeated designs that connect at the center. Originally, Asian and Indian artists used geometric shapes and images to symbolize the universe, spirituality and an escape from personal experiences. Now Mandalas are now common in many cultures and are traded all over the world.




Process:

1. Divide a square piece of paper into 4 sections.



2. In ONE SECTION ONLY, create a concentric* design, pattern or group of images. **concentric means it has a common center (the middle of your paper.) *BE SURE TO MEASURE REFERENCE POINTS SO THAT YOUR DESIGN LINES UP!*

You are encouraged to use a theme to unify your Mandala, such as the universe, geometry, objects, nature or representations of your interests



3. Trace your design into the other 3 sections in order to keep your design even and symmetrical.



4. Finish your artwork with care!

FYI: You may finish your Mandala with any media; for example: trend pen, shading, pencil crayon, paint, collage...

5. Complete your self-evaluation rubric and glue it to the back of your project. (Skill = Symmetry and Concept = Mandala).



6. Take a photo of your completed project and post it, with pride, to Freshgrade!

*To make your mandala even better (by using a compass/protractor), follow the steps on this video:

<https://www.youtube.com/watch?v=gpQwH88qxeg>

MANDALA

EXAMPLES:



emo...rta © simi ngrile sa / www



emo...rta © simi ngrile sa / www